

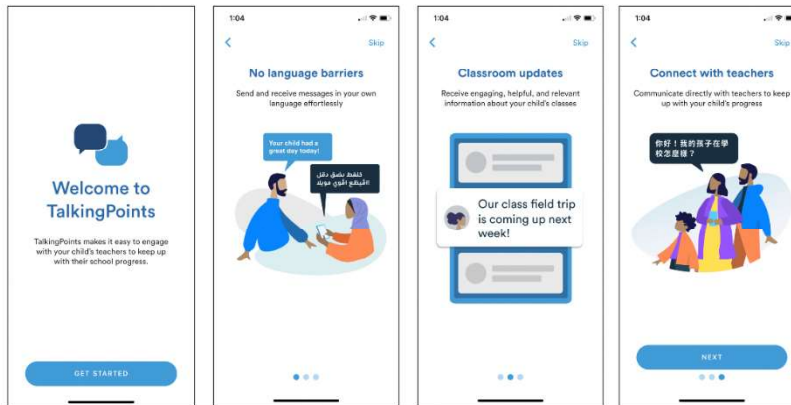


TalkingPoints is a free parent-teacher messaging app with translation. Kilmer Middle School will use TalkingPoints to communicate with you through a mobile app or text messages in your home languages.

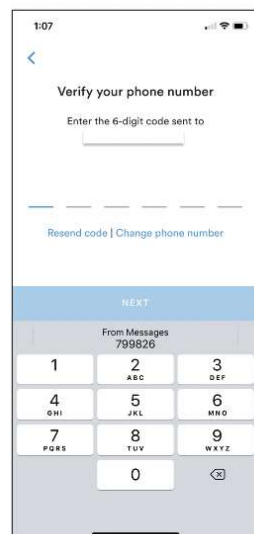
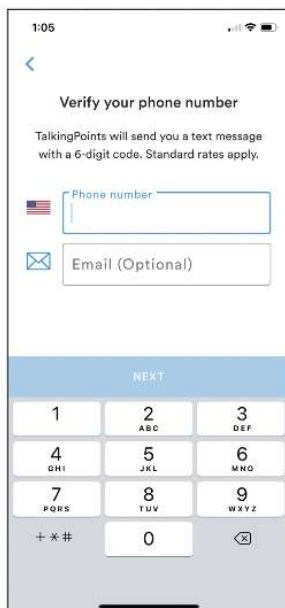
Getting Started Guide for Parents

Download the **TalkingPoints for Parents App** and use this Getting Started Guide to learn how to use it!
Logging In:

- When you open the app for the first time, you will see these screens. These are helpful tips on what TalkingPoints is used for. You can swipe through and read them, or you can click the 'skip' button on top to skip to the next screen.



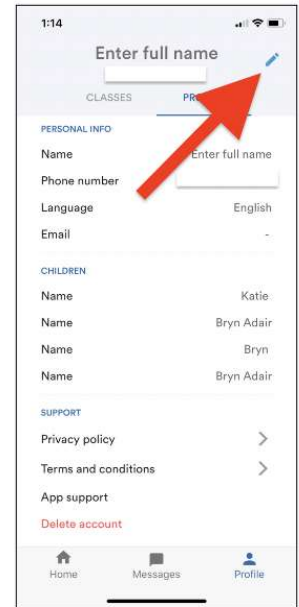
- Next, you will type in your **mobile phone number** (required) and your **email address** (optional) to get logged in.



- **The app will send you a 6-digit code via text and you will need to fill it in to continue.**

Setting up your Profile:

- Select the 'Profile' tab at the bottom of the screen.
- **Click the pencil icon** to add and edit information in your account including your child's name, phone numbers, and your home language (this is the language in which you will be receiving messages from your child's teacher).
- **TIP:** Adding a photo to your profile will help your child's teacher get to know you better. Consider adding a photo of yourself and your child together.



Joining a Class:

- Select the 'Profile' tab at the bottom of the screen.
- **If your child's teacher has already added you to their class** in TalkingPoints, you will see their classes listed and you can select them to begin communicating.
- **If you need to join a class**, you will need a different 6-digit code from your child's teacher in order to join. See the screenshots below for the process.

